



# TECTUL

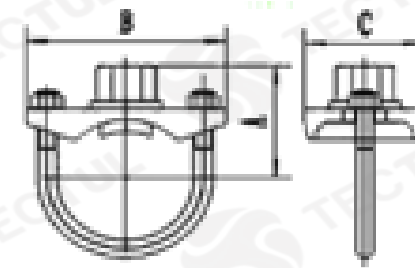

## STRAP RANURADO

### CARACTERÍSTICAS

#### APLICACIONES



#### MATERIALES



\* Vista de sección transversal de tipo informativa. No representa version específica en la strap.

### DATOS TÉCNICOS

| MEDIDA      | DIAMETRO EXTERIOR EN TUBERÍA [mm] | DISTANCIA 1 [mm/in] (A) | LARGO [mm/in] (B) | ANCHO [mm/in] (C) | DIMENSIONES DE CORTE ORIFICIO [mm/in] | PESO [g] |
|-------------|-----------------------------------|-------------------------|-------------------|-------------------|---------------------------------------|----------|
| 1-1/4"x1/2" | 42,40*X21,30*                     | 43,00*/1,693"           | 90,00*/3,543"     | 56,00*/2,205"     | 30,00*/1,181"                         | 401,00*  |
| 1-1/4"x3/4" | 42,40*X26,90*                     | 45,00*/1,772"           | 90,00*/3,544"     | 56,00*/2,206"     | 30,00*/1,182"                         | 436,00*  |
| 1-1/4"x1"   | 42,40*X33,70*                     | 50,00*/1,969"           | 90,00*/3,545"     | 56,00*/2,207"     | 30,00*/1,183"                         | 480,00*  |
| 1-1/2"x1/2" | 48,30*X21,30*                     | 43,00*/1,693"           | 93,00*/3,661"     | 59,00*/2,323"     | 30,00*/1,184"                         | 390,00*  |
| 1-1/2"x3/4" | 48,30*X26,90*                     | 54,00*/2,126"           | 93,00*/3,662"     | 59,00*/2,324"     | 30,00*/1,185"                         | 424,00*  |
| 1-1/2"x1"   | 48,30*X33,70*                     | 58,00*/2,283"           | 93,00*/3,663"     | 59,00*/2,325"     | 30,00*/1,186"                         | 468,00*  |
| 2"x1/2"     | 60,30*X21,30*                     | 54,00*/2,126"           | 96,00*/3,780"     | 59,00*/2,326"     | 30,00*/1,187"                         | 403,00*  |
| 2"x3/4"     | 60,30*X26,90*                     | 56,00*/2,205"           | 96,00*/3,781"     | 59,00*/2,327"     | 30,00*/1,188"                         | 434,00*  |
| 2"x1"       | 60,30*X33,70*                     | 66,00*/2,598"           | 96,00*/3,782"     | 59,00*/2,328"     | 30,00*/1,189"                         | 477,00*  |
| 2-1/2"x1/2" | 76,10*X21,30*                     | 61,00*/2,402"           | 110,00*/4,331"    | 59,00*/2,329"     | 30,00*/1,190"                         | 432,00*  |
| 2-1/2"x3/4" | 76,10*X26,90*                     | 67,00*/2,638"           | 110,00*/4,332"    | 59,00*/2,330"     | 30,00*/1,191"                         | 464,00*  |
| 2-1/2"x1"   | 76,10*X33,70*                     | 74,00*/2,913"           | 110,00*/4,333"    | 59,00*/2,331"     | 30,00*/1,192"                         | 498,00*  |

\* Fotos y medidas referenciales, sujetas a cambios sin previo aviso por parte del proveedor o fabricante.



#### CARACTERÍSTICAS

Permite la conexión directa de un rociador de forma rápida mediante una junta que actúa sellando el orificio y absorbe la presión. Presiones hasta 300 PSI



#### MATERIALES

Fundición de hierro dúctil conforme ASTM a-536. Grado 65-45-12.



#### APLICACIONES

Ideales para redes contraincendios.



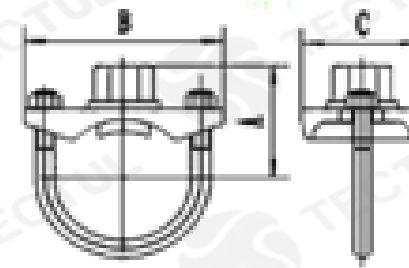
# TECTUL

## GROOVED STRAP

### CHARACTERISTICS

### APPLICATIONS

### MATERIALS



\* Informational type cross section view. It does not represent a specific version on the strap.

### TECHNICAL DATA

| MEASURE     | PIPE EXTERNAL DIAMETER [mm] | DISTANCE 1 [mm/in] (A) | LENGTH [mm/in] (B) | WIDTH [mm/in] (C) | ORIFICE CUT DIMENSIONS [mm/in] | WEIGHT [g] |
|-------------|-----------------------------|------------------------|--------------------|-------------------|--------------------------------|------------|
| 1-1/4"x1/2" | 42,40*X21,30*               | 43,00*/1,693"          | 90,00*/3,543"      | 56,00*/2,205"     | 30,00*/1,181"                  | 401,00*    |
| 1-1/4"x3/4" | 42,40*X26,90*               | 45,00*/1,772"          | 90,00*/3,544"      | 56,00*/2,206"     | 30,00*/1,182"                  | 436,00*    |
| 1-1/4"x1"   | 42,40*X33,70*               | 50,00*/1,969"          | 90,00*/3,545"      | 56,00*/2,207"     | 30,00*/1,183"                  | 480,00*    |
| 1-1/2"x1/2" | 48,30*X21,30*               | 43,00*/1,693"          | 93,00*/3,661"      | 59,00*/2,323"     | 30,00*/1,184"                  | 390,00*    |
| 1-1/2"x3/4" | 48,30*X26,90*               | 54,00*/2,126"          | 93,00*/3,662"      | 59,00*/2,324"     | 30,00*/1,185"                  | 424,00*    |
| 1-1/2"x1"   | 48,30*X33,70*               | 58,00*/2,283"          | 93,00*/3,663"      | 59,00*/2,325"     | 30,00*/1,186"                  | 468,00*    |
| 2"x1/2"     | 60,30*X21,30*               | 54,00*/2,126"          | 96,00*/3,780"      | 59,00*/2,326"     | 30,00*/1,187"                  | 403,00*    |
| 2"x3/4"     | 60,30*X26,90*               | 56,00*/2,205"          | 96,00*/3,781"      | 59,00*/2,327"     | 30,00*/1,188"                  | 434,00*    |
| 2"x1"       | 60,30*X33,70*               | 66,00*/2,598"          | 96,00*/3,782"      | 59,00*/2,328"     | 30,00*/1,189"                  | 477,00*    |
| 2-1/2"x1/2" | 76,10*X21,30*               | 61,00*/2,402"          | 110,00*/4,331"     | 59,00*/2,329"     | 30,00*/1,190"                  | 432,00*    |
| 2-1/2"x3/4" | 76,10*X26,90*               | 67,00*/2,638"          | 110,00*/4,332"     | 59,00*/2,330"     | 30,00*/1,191"                  | 464,00*    |
| 2-1/2"x1"   | 76,10*X33,70*               | 74,00*/2,913"          | 110,00*/4,333"     | 59,00*/2,331"     | 30,00*/1,192"                  | 498,00*    |

\* Reference photos and measurements, subject to change without prior notice from the supplier or manufacturer.



### CHARACTERISTICS

Allows direct connection of a sprinkler quickly through a joint that acts by sealing the orifice and absorbs the Pressure. Pressures up to 300 PSI.



### MATERIALS

ASTM compliant ductile iron casting a-536. Grade 65-45-12.



### APPLICATIONS

Ideal for fire networks.