



TECTUL

VIGA IPE EN ACERO A572

MATERIALES



APLICACIONES



CARACTERÍSTICAS DIMENSIONALES



MATERIALES

Fabricado en acero estructural A572



APLICACIONES

Usado en aplicaciones industriales como construcción de estructuras y fabricación de piezas para usos generales de ingeniería.



CARACTERÍSTICAS DIMENSIONALES

Todas los perfiles presentadas en la tabla tiene 6 [m] de longitud

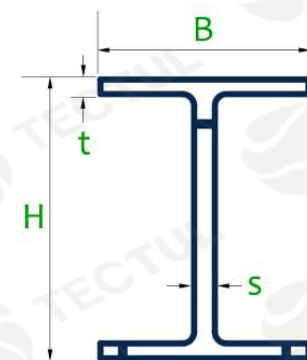
Especificaciones técnicas

Designación	Dimensiones				Peso nominal [Kg/m]
	h [mm]	s [mm]	b [mm]	t [mm]	
80mm, s: 3.80mm, B: 46.00mm, t: 5.20mm	80	3.80	46.00	5.20	6,00
100mm, s: 4.10mm, B: 55.00mm, t: 5.70mm	100	4.10	55.00	5.70	8,10
120mm, s: 4.40mm, B: 64.00mm, t: 6.30mm	120	4.40	64.00	6.30	10,40
140mm, s: 4.70mm, B: 73.00mm, t: 6.90mm	140	4.70	73.00	6.90	12,90
160mm, s: 5.00mm, B: 82.00mm, t: 7.40mm	160	5.00	82.00	7.40	15,80
180mm, s: 5.30mm, B: 91.00mm, t: 8.00mm	180	5.30	91.00	8.00	18,20
200mm, s: 5.60mm, B: 100.0mm, t: 8.50mm	200	5.60	100.0	8.50	22,42
220mm, s: 5.90mm, B: 110.00mm, t: 9.20mm	220	5.90	110.00	9.20	26,20
240mm, s: 6.20mm, B: 120.00mm, t: 9.80mm	240	6.20	120.00	9.80	30,65
270mm, s: 6.60mm, B: 135.00mm, t: 10.20mm	270	6.60	135.00	10.20	36,15
300mm, s: 7.10mm, B: 150.00mm, t: 10.70mm	300	7.10	150.00	10.70	42,22
330mm, s: 7.50mm, B: 160.00mm, t: 11.50mm	330	7.50	160.00	11.50	49,16
360mm, s: 8.00mm, B: 170.00mm, t: 12.70mm	360	8.00	170.00	12.70	57,18
400mm, s: 8.60mm, B: 180.00mm, t: 13.50mm	400	8.60	180.00	13.50	66,39
450mm, s: 9.40mm, B: 190.00mm, t: 14.60mm	450	9.40	190.00	14.60	77,65
500mm, s: 10.20mm, B: 200.00mm, t: 16.00mm	500	10.20	200.00	16.00	90,74
600mm, s: 12.00mm, B: 220.00mm, t: 19.00mm	600	12.00	220.00	19.00	123,06

Especificaciones técnicas

Propiedades mecánicas

Resistencia a la tracción	Esfuerzo de Fluencia	Elongación mínima [%]
450 - 520 [Mpa]	345 - 415 [Mpa]	20-21



* Fotos y medidas referenciales, sujetas a cambios sin previo aviso por parte del proveedor o fabricante.



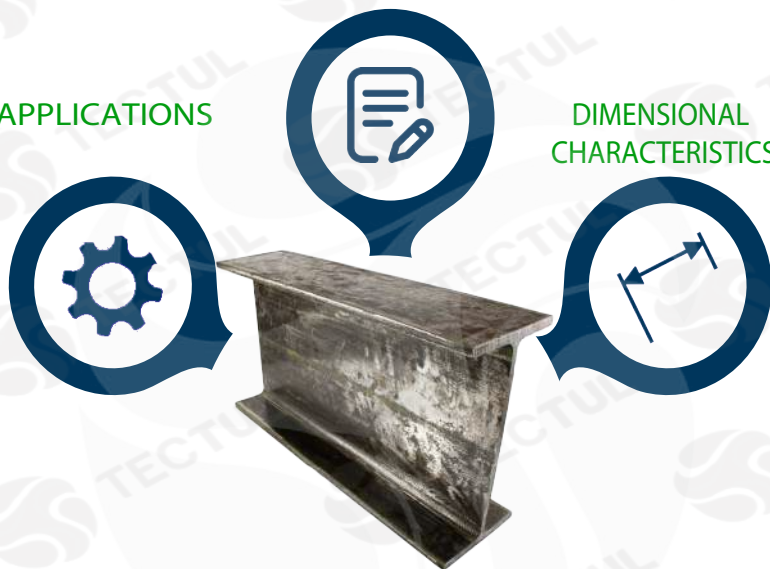
TECTUL

IPE BEAM IN STEEL A572

MATERIALS

APPLICATIONS

DIMENSIONAL CHARACTERISTICS



Technical specifications

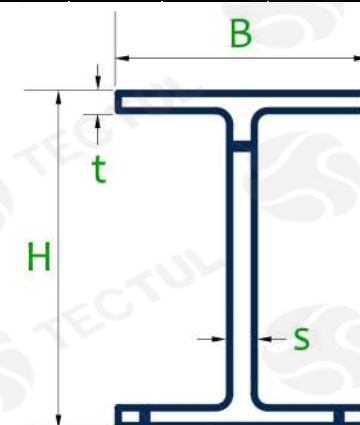
Designation	Dimensions				Nominal Weight [Kg/m]
	h [mm]	s [mm]	b [mm]	t [mm]	
80mm, s: 3.80mm, B: 46.00mm, t: 5.20mm	80	3.80	46.00	5.20	6,00
100mm, s: 4.10mm, B: 55.00mm, t: 5.70mm	100	4.10	55.00	5.70	8,10
120mm, s: 4.40mm, B: 64.00mm, t: 6.30mm	120	4.40	64.00	6.30	10,40
140mm, s: 4.70mm, B: 73.00mm, t: 6.90mm	140	4.70	73.00	6.90	12,90
160mm, s: 5.00mm, B: 82.00mm, t: 7.40mm	160	5.00	82.00	7.40	15,80
180mm, s: 5.30mm, B: 91.00mm, t: 8.00mm	180	5.30	91.00	8.00	18,20
200mm, s: 5.60mm, B: 100.0mm, t: 8.50mm	200	5.60	100.0	8.50	22,42
220mm, s: 5.90mm, B: 110.00mm, t: 9.20mm	220	5.90	110.00	9.20	26,20
240mm, s: 6.20mm, B: 120.00mm, t: 9.80mm	240	6.20	120.00	9.80	30,65
270mm, s: 6.60mm, B: 135.00mm, t: 10.20mm	270	6.60	135.00	10.20	36,15
300mm, s: 7.10mm, B: 150.00mm, t: 10.70mm	300	7.10	150.00	10.70	42,22
330mm, s: 7.50mm, B: 160.00mm, t: 11.50mm	330	7.50	160.00	11.50	49,16
360mm, s: 8.00mm, B: 170.00mm, t: 12.70mm	360	8.00	170.00	12.70	57,18
400mm, s: 8.60mm, B: 180.00mm, t: 13.50mm	400	8.60	180.00	13.50	66,39
450mm, s: 9.40mm, B: 190.00mm, t: 14.60mm	450	9.40	190.00	14.60	77,65
500mm, s: 10.20mm, B: 200.00mm, t: 16.00mm	500	10.20	200.00	16.00	90,74
600mm, s: 12.00mm, B: 220.00mm, t: 19.00mm	600	12.00	220.00	19.00	123,06

MATERIALS
Made of A572 structural steel.

APPLICATIONS
Used in industrial applications such as structural construction and parts manufacturing for general engineering applications.

DIMENSIONAL CHARACTERISTICS
All sections presented in the table have a length of 6 [m].

Technical specifications		
Mechanical properties		
Tensile strength	Yield stress	Minimum elongation [%]
450 - 520 [Mpa]	345 - 415 [Mpa]	20-21



* Reference photos and measurements, subject to change without prior notice from the supplier or manufacturer.